

Elaborato  
allegato

**D**

**ALLEGATI DESCRITTIVI E RELAZIONALI  
ABACO DEGLI ELEMENTI ARCHITETTONICI**

Progettista  
ARCH. GIOVANNANGELA FLORIS

Collaboratrice  
ARCH. VALENTINA ISONI

Progettazione Ufficio del Piano  
ARCH. GIULIANO COSSEDDU  
ARCH. PIAN. TER. ANGELO R. MANUNTA  
ING. VINCENZO SANNA

Dirigente Settore Urbanistica  
ING. MICHELE FOIS

Assessore all'Urbanistica  
EMILIANO PIRAS

Sindaco  
MARIO CONOCI

Data  
DICEMBRE 2022

Scala  
-

Adozione C.C. N. 77

del 17/12/2018

Approvazione Def. C.C. N.

del

Det. Ass. Reg. Urb. N.

del

Pubb. BURAS N.

del

PIANO PARTICOLAREGGIATO DEL CENTRO DI ANTICA E PRIMA FORMAZIONE DI ALGHERO E FERTILIA



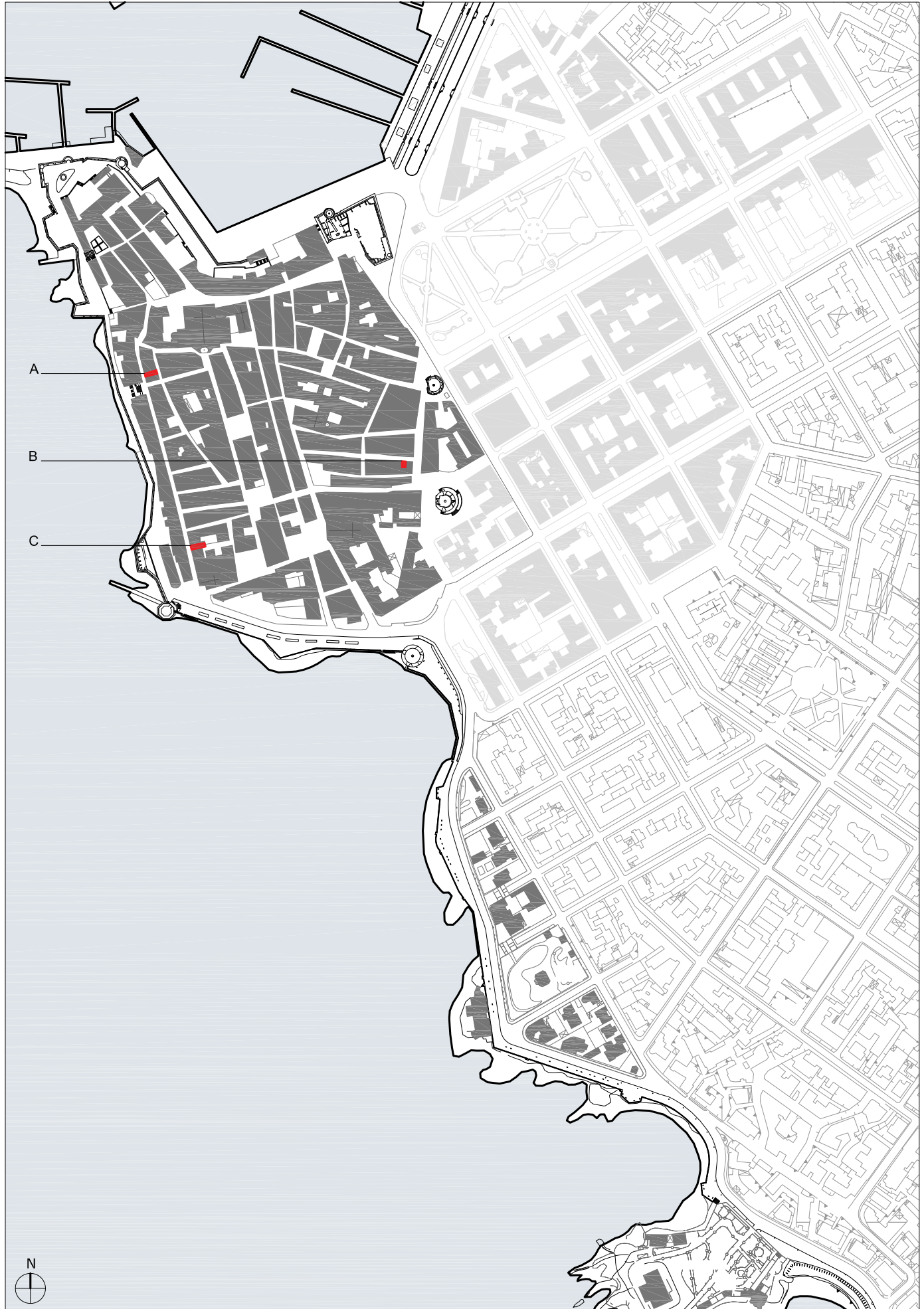
# 1 - BASAMENTO\_ZOCCOLATURA



1 - BASAMENTO\_ZOCCOLATURA

INQUADRAMENTO PLANIMETRICO

PIANO PARTICOLAREGGIATO DEL CENTRO DI ANTICA E PRIMA FORMAZIONE DI ALGHERO E FERTILIA



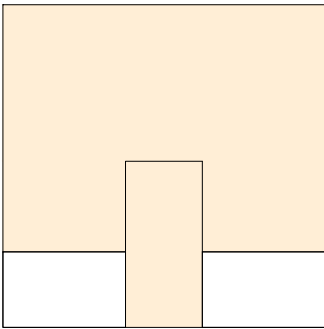


1 - BASAMENTO\_ZOCCOLATURA

INQUADRAMENTO PLANIMETRICO

PIANO PARTICOLAREGGIATO DEL CENTRO DI ANTICA E PRIMA FORMAZIONE DI ALGHERO E FERTILIA

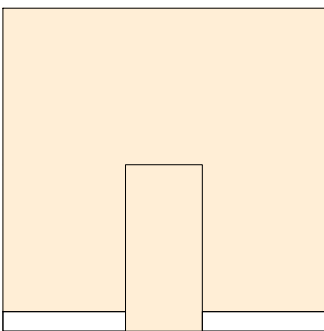




UE 1806




TIPO 1A)  
NON IN RILIEVO, CON FINITURA  
SUPERFICIALE AD INTONACO RUSTICO O  
SOLA TINTEGGIATURA



UE 3510



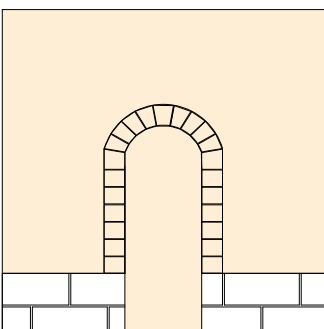
TIPO 1B)  
IN RILIEVO SEMPLICE O ARTICOLATA CON  
FINITURA SUPERFICIALE AD INTONACO E  
TINTEGGIATURA



UE 5111



TIPO 1C)  
RACCORDATA AL PARAMENTO BUGNATO



UE 8101



TIPO 1D)  
IN PIETRA A VISTA



## 2 - CORNICI PORTONI



2 - CORNICI PORTONI

INQUADRAMENTO PLANIMETRICO

PIANO PARTICOLAREGGIATO DEL CENTRO DI ANTICA E PRIMA FORMAZIONE DI ALGHERO E FERTILIA

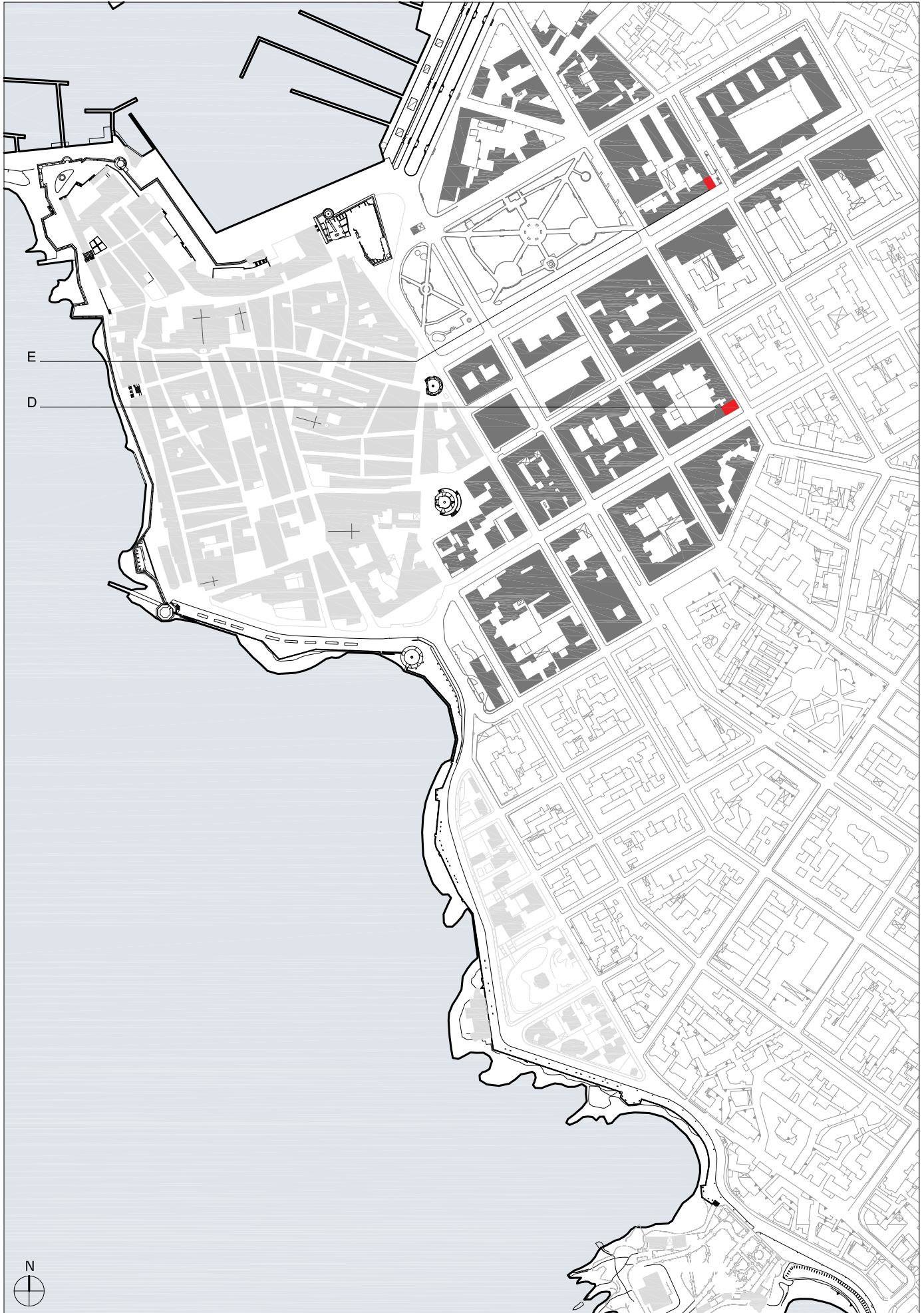




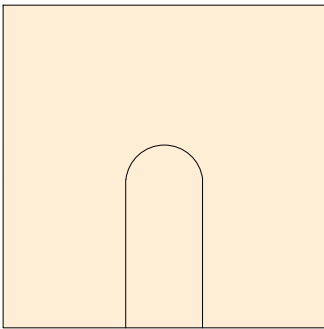
2 - CORNICI PORTONI

INQUADRAMENTO PLANIMETRICO

PIANO PARTICOLAREGGIATO DEL CENTRO DI ANTICA E PRIMA FORMAZIONE DI ALGHERO E FERTILIA



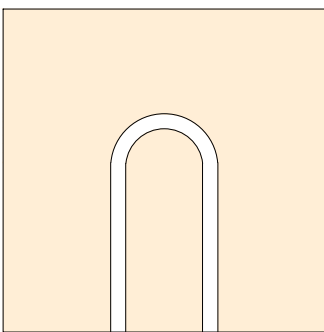




UE 5310



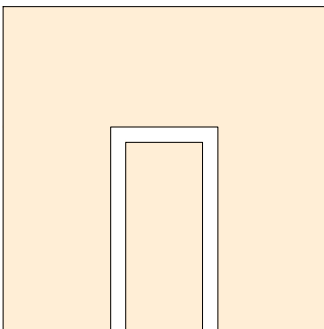
TIPO 2A)  
SENZA CORNICI EVIDENTI



UE 5702



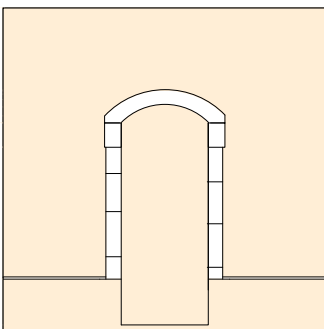
TIPO 2B) NON IN RILIEVO, CON FINITURA  
SUPERFICIALE AD INTONACO O SOLA  
TINTEGGIATURA



UE 4410



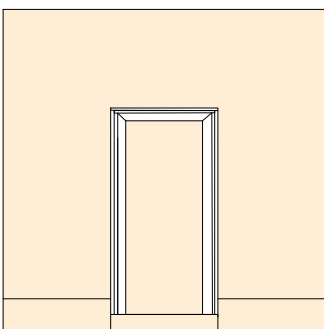
TIPO 2C)  
IN RILIEVO, SEMPLICE O ARTICOLATA CON  
FINITURA SUPERFICIALE AD INTONACO E  
TINTEGGIATURA



UE 8306



TIPO 2D)  
IN PIETRA A VSITA



UE 7306



TIPO 2E)  
CON RIVESTIMENTO IN LASTRE

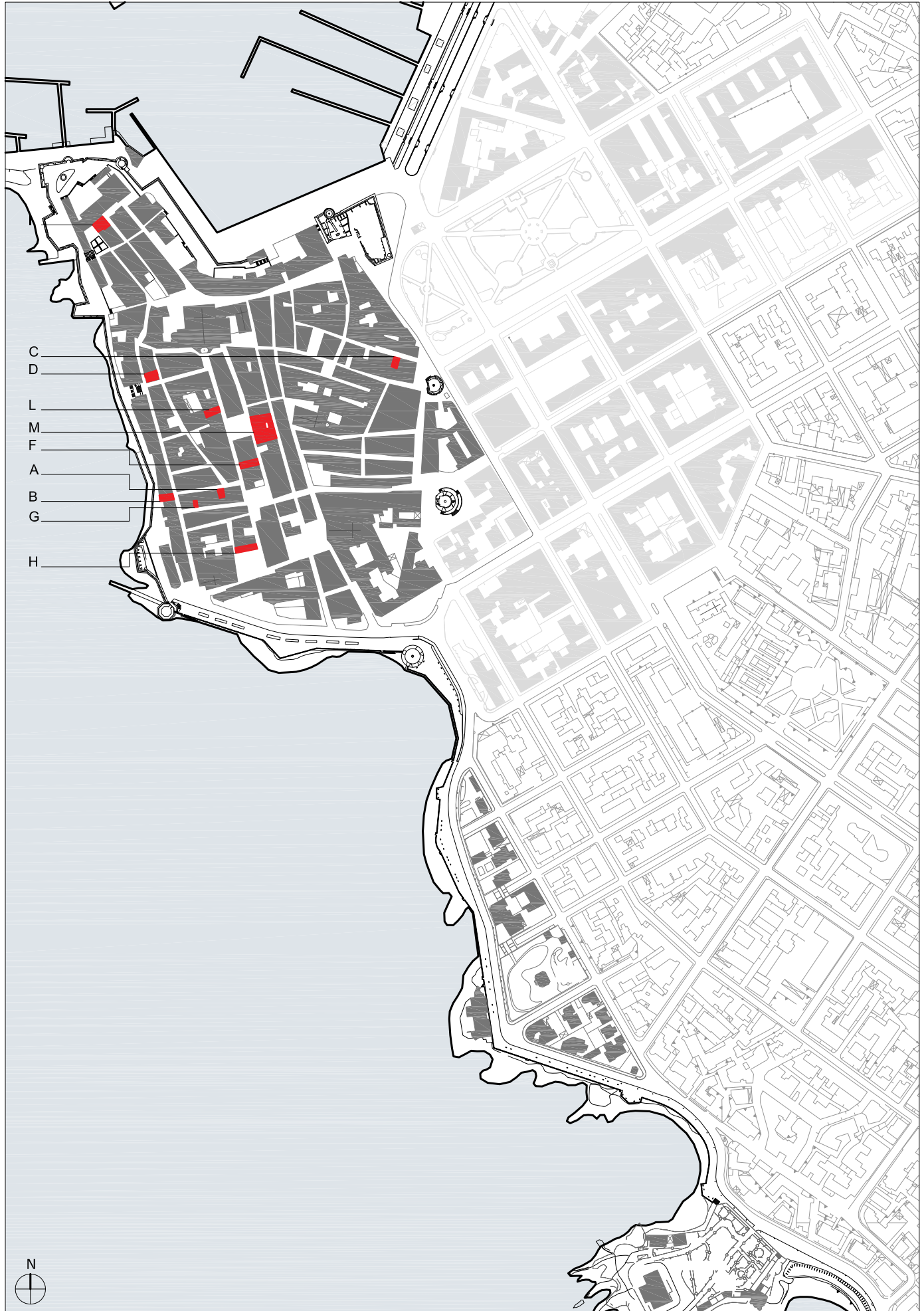


## 3 - PORTONI



3 - PORTONI

INQUADRAMENTO PLANIMETRICO





3 - PORTONI

INQUADRAMENTO PLANIMETRICO

PIANO PARTICOLAREGGIATO DEL CENTRO DI ANTICA E PRIMA FORMAZIONE DI ALGHERO E FERTILIA

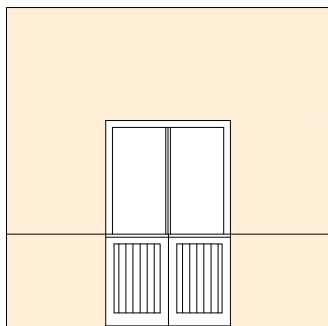




3 - PORTONI

INQUADRAMENTO PLANIMETRICO

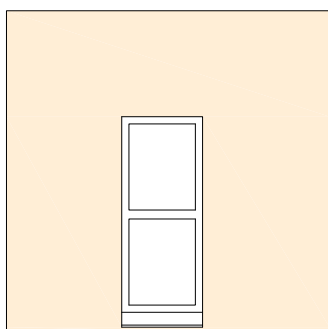




UE 2619



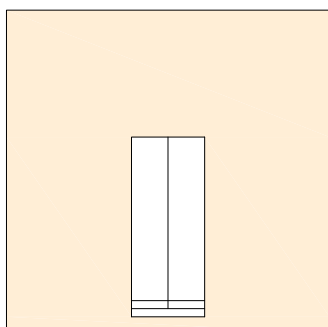
TIPO 3A)  
CON "PORTALLETA"



UE 1514



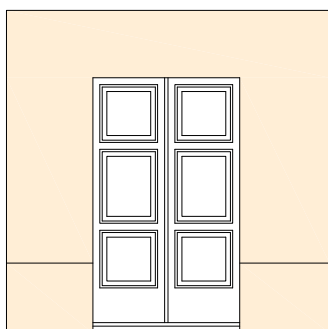
TIPO 3B)  
AD UN'ANTA CON BUGNE SEMPLICI O  
IN RILIEVO



UE 5113




TIPO 3C)  
A DUE ANTE LISCIA



UE 1807




TIPO 3D)  
A DUE ANTE CON BUGNE SEMPLICI O IN RILIEVO



UE 7012



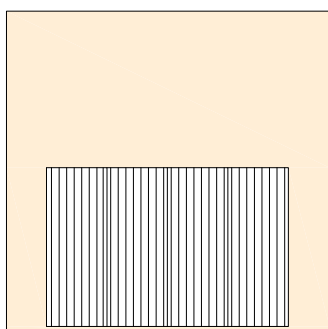
TIPO 3E)  
A DUE ANTE CON BUGNE SEMPLICI O A  
RILIEVO E ARCO A TUTTO SESTO



UE 2805



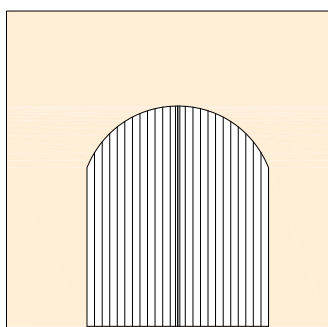
TIPO 3F)  
A DUE ANTE CON BUGNE SEMPLICI O A  
RILIEVO E ARCO RIBASSATO



UE 2612



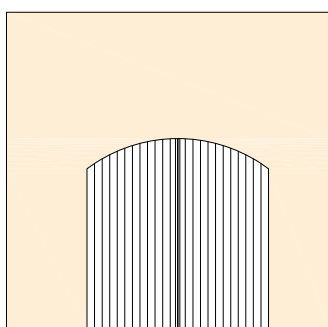
TIPO 3G)  
A DUE O PIU' ANTE CON DOGHE VERTICALI



UE 5204



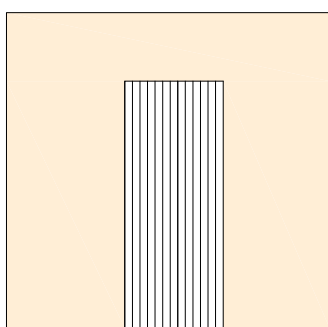
TIPO 3H)  
A DUE O PIU' ANTE A DOGHE VERTICALI  
ED ARCO A TUTTO SESTO



UE 101



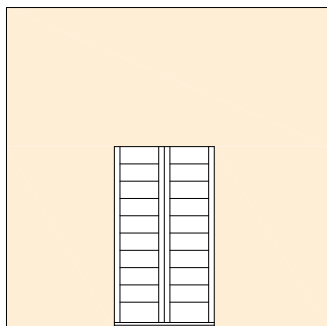
TIPO 3I)  
A DUE O PIU' ANTE A DOGHE VERTICALI  
ED ARCO RIBASSATO



UE 2103



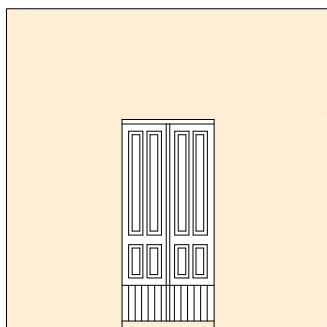
TIPO 3L)  
A UNA O DUE ANTE A DOGHE VERTICALI



UE 2902



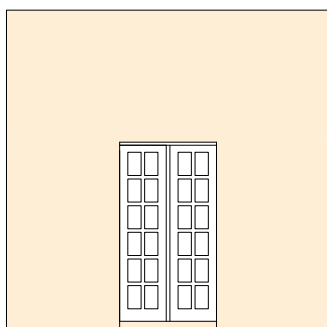
TIPO 3M)  
A UNA O DUE ANTE A DOGHE ORIZZONTALI



UE 8609



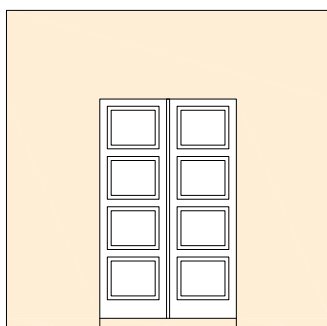
TIPO 3N)  
A DUE ANTE CON COPPIE DI BUGNE  
UGUALI RETTANGOLARI



UE 8504



TIPO 3O)  
A DUE ANTE CON PIU' BUGNE  
RETTANGOLARI IN RILIEVO



UE 10701



TIPO 3P)  
A DUE ANTE CON QUATTRO BUGNE  
IN RILIEVO





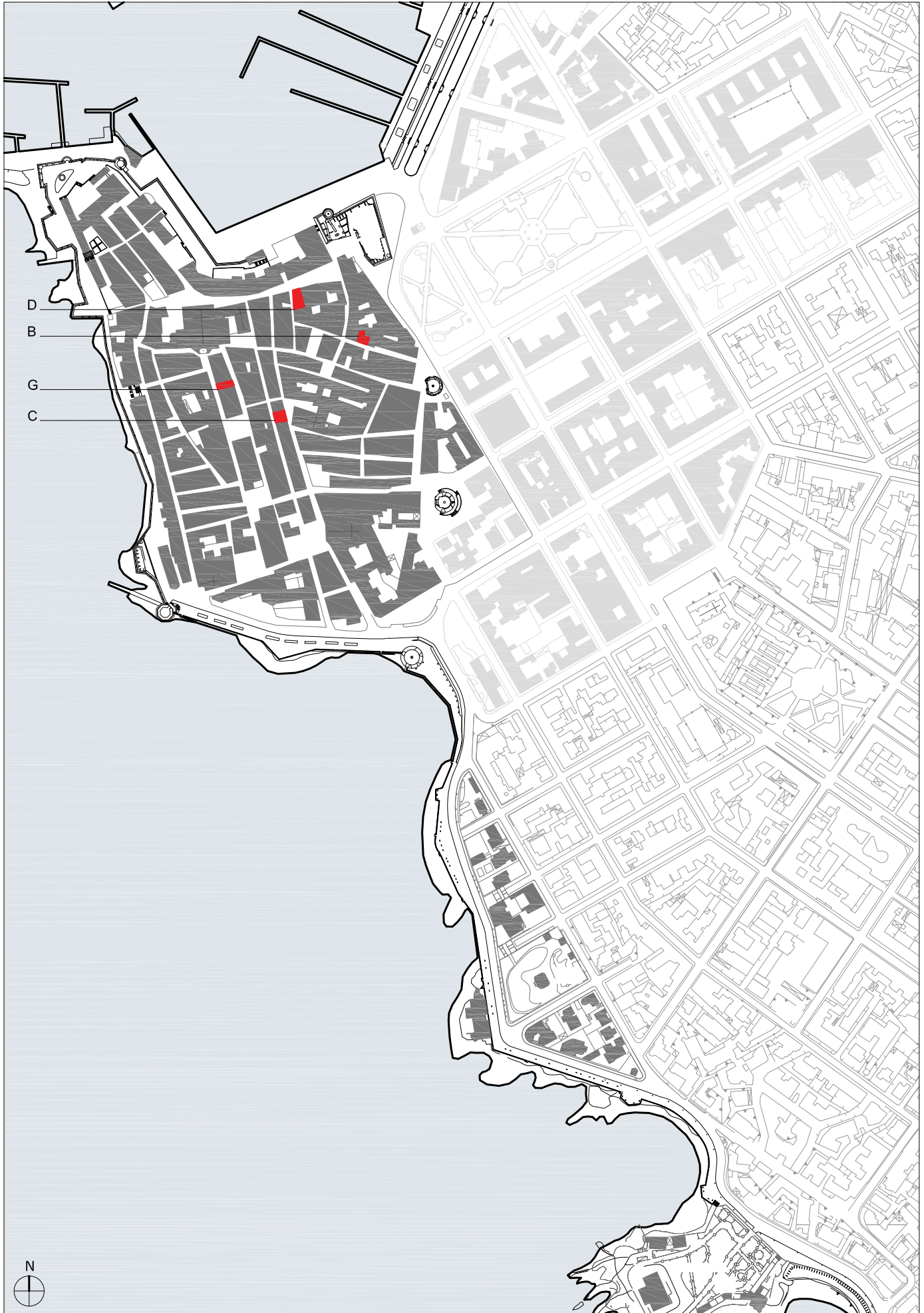
## 4 - SOPRALUCE



4 - SOPRALUCE

INQUADRAMENTO PLANIMETRICO

PIANO PARTICOLAREGGIATO DEL CENTRO DI ANTICA E PRIMA FORMAZIONE DI ALGHERO E FERTILIA



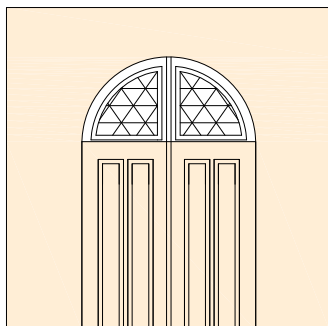


4 - SOPRALUCE

INQUADRAMENTO PLANIMETRICO

PIANO PARTICOLAREGGIATO DEL CENTRO DI ANTICA E PRIMA FORMAZIONE DI ALGHERO E FERTILIA

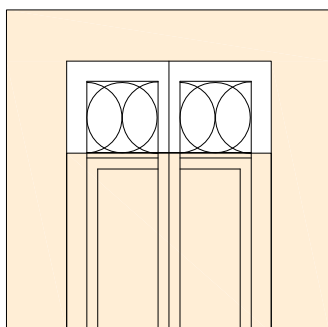




UE 7012



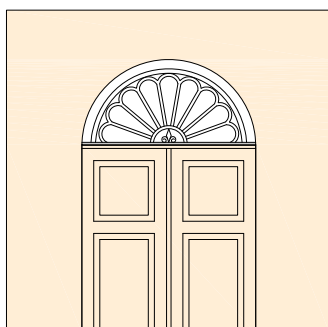
TIPO 4A)  
INTEGRATO NEL  
PORTONE AD ARCO



UE 4410




TIPO 4B)  
INTEGRATO NEL  
PORTONE RETTANGOLARE



UE 3102



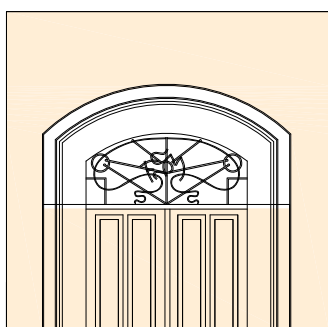
TIPO 4C)  
AD ARCO A TUTTO SESTO



UE 4109




TIPO 4D)  
AD ARCO RIBASSATO



UE 8502



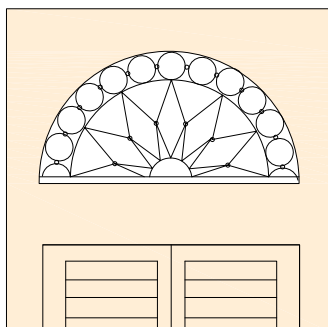
TIPO 4E)  
RETTANGOLARE CON  
ARCO RIBASSATO



UE 7911



TIPO 4F)  
RETTANGOLARE



UE 2206



TIPO 4G)  
SEPARATO DAL PORTONE



## 5 - CORNICI MARCAPIANO



5 - CORNICI MARCAPIANO

INQUADRAMENTO PLANIMETRICO

PIANO PARTICOLAREGGIATO DEL CENTRO DI ANTICA E PRIMA FORMAZIONE DI ALGHERO E FERTILIA





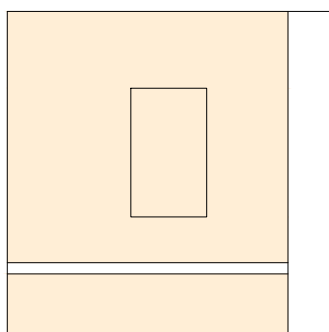
5 - CORNICI MARCAPIANO

INQUADRAMENTO PLANIMETRICO

PIANO PARTICOLAREGGIATO DEL CENTRO DI ANTICA E PRIMA FORMAZIONE DI ALGHERO E FERTILIA



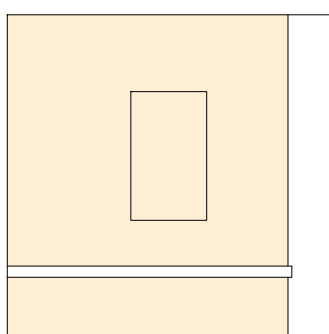




UE 3407



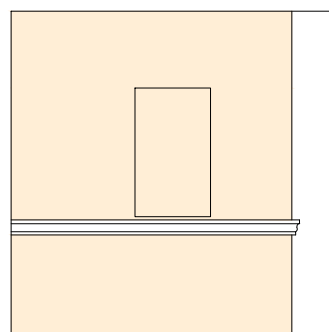
TIPO 5A)  
NON IN RILIEVO CON FINITURA  
SUPERFICIALE AD INTONACO  
LISCIO/RUSTICO O SOLA  
TINTEGGIATURA



UE 909



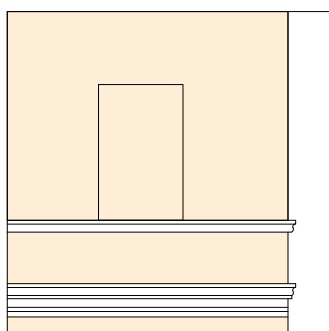
TIPO 5B)  
IN RILIEVO SEMPLICE  
CON FINITURA SUPERFICIALE AD  
INTONACO E TINTEGGIATURA



UE 7705



TIPO 5C  
IN RILIEVO MODANATA  
CON FINITURA SUPERFICIALE AD  
INTONACO E TINTEGGIATURA



UE 707



TIPO 5D)  
IN RILIEVO CON DOPPIA MODANATURA  
CON FINITURA SUPERFICIALE E  
TINTEGGIATURA



## 6 - CORNICI FINESTRE



6 - CORNICI FINESTRE

INQUADRAMENTO PLANIMETRICO

PIANO PARTICOLAREGGIATO DEL CENTRO DI ANTICA E PRIMA FORMAZIONE DI ALGHERO E FERTILIA





6 - CORNICI FINESTRE

INQUADRAMENTO PLANIMETRICO

PIANO PARTICOLAREGGIATO DEL CENTRO DI ANTICA E PRIMA FORMAZIONE DI ALGHERO E FERTILIA



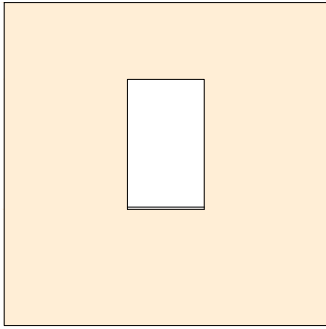


6 - CORNICI FINESTRE

INQUADRAMENTO PLANIMETRICO

PIANO PARTICOLAREGGIATO DEL CENTRO DI ANTICA E PRIMA FORMAZIONE DI ALGHERO E FERTILIA

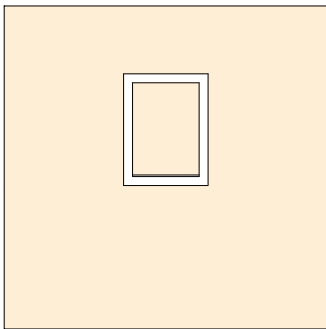




UE 2201



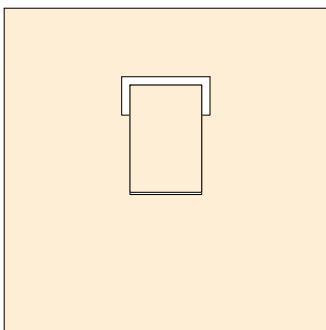
TIPO 6A)  
SENZA CORNICI EVIDENTI



UE 2505



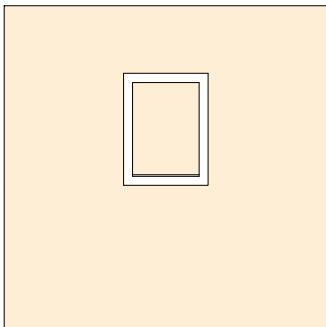
TIPO 6B) NON IN RILIEVO CON FINITURA  
SUPERFICIALE AD INTONACO  
O SOLA TINTEGGIATURA



UE 5716



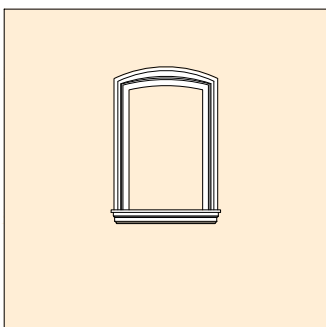
TIPO 6C)  
IN RILIEVO CON CORONAMENTO SEMPLICE  
O MODANATO



UE 8316



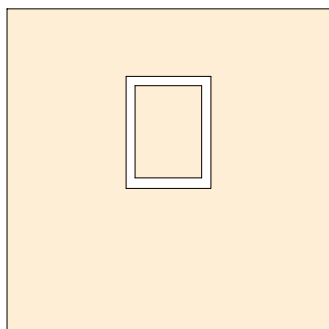
TIPO 6D)  
IN RILIEVO, SEMPLICE CON FINITURA  
SUPERFICIALE AD INTONACO E  
TINTEGGIATURA



UE 4001



TIPO 6E)  
IN RILIEVO MODANATA CON FINITURA  
SUPERFICIALE AD INTONACO E  
TINTEGGIATURA



UE 10603



TIPO 6F)  
SEMPLICE IN TRACHITE



## 7 - INFISSI FINESTRE

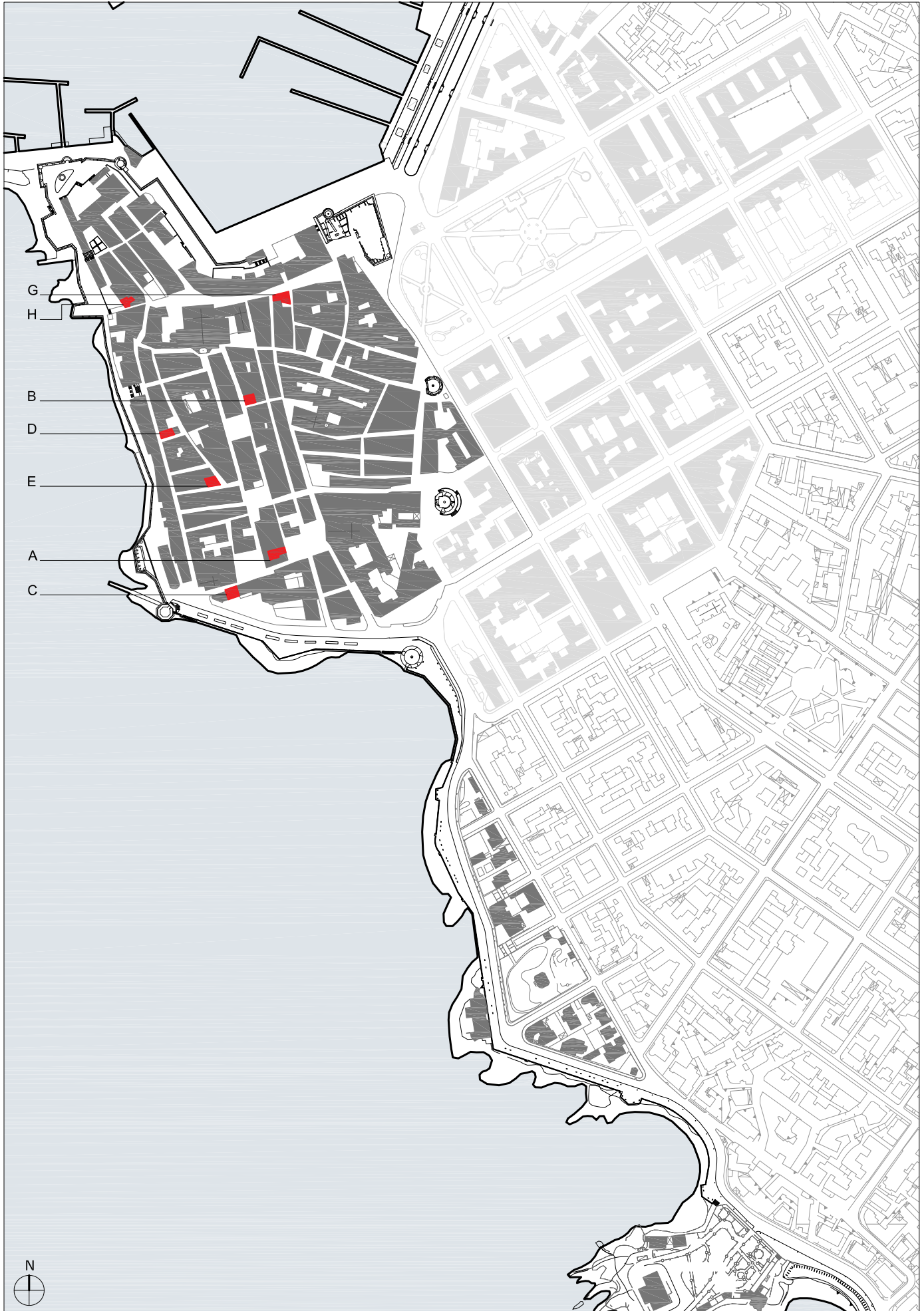




7 - INFISSI FINESTRE

INQUADRAMENTO PLANIMETRICO

PIANO PARTICOLAREGGIATO DEL CENTRO DI ANTICA E PRIMA FORMAZIONE DI ALGHERO E FERTILIA





7 - INFISSI FINESTRE

INQUADRAMENTO PLANIMETRICO

PIANO PARTICOLAREGGIATO DEL CENTRO DI ANTICA E PRIMA FORMAZIONE DI ALGHERO E FERTILIA

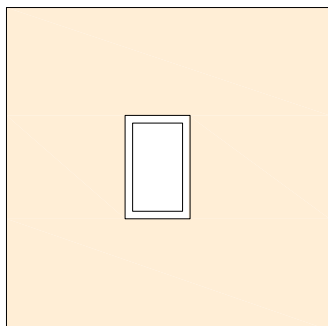




7 - INFISSI FINESTRE

INQUADRAMENTO PLANIMETRICO

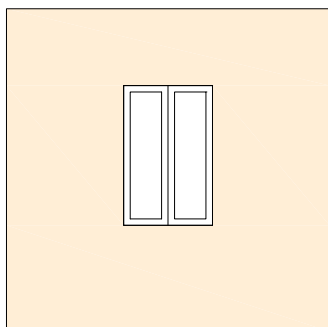




UE 5305



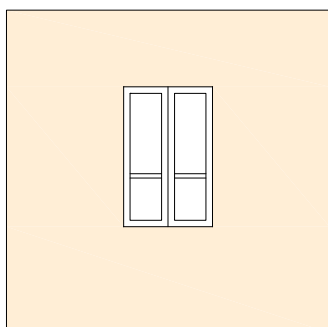
TIPO 7A)  
AD ANTA UNICA



UE 2308



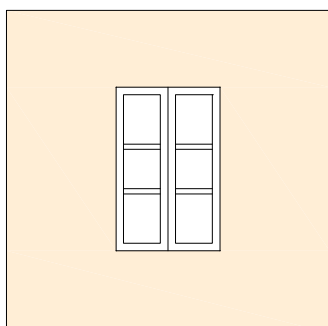
TIPO 7B)  
A DUE ANTE CON UNA SPECCHIATURA  
PER BATTENTE



UE 5710



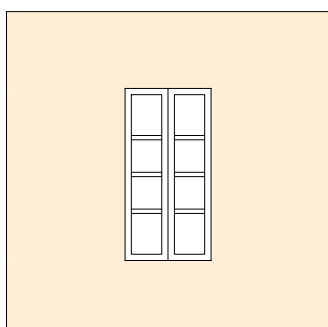
TIPO 7C)  
A DUE ANTE CON DUE SPECCHIATURE  
DISUGUALI PER BATTENTE



UE 2008



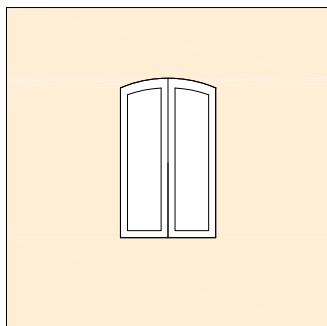
TIPO 7D)  
A DUE ANTE CON TRE SPECCHIATURE  
UGUALI PER BATTENTE



UE 2502



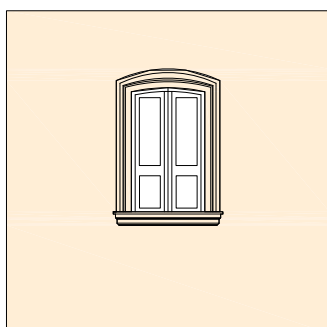
TIPO 7E)  
A DUE ANTE CON QUATTRO SPECCHIATURE  
UGUALI PER BATTENTE



UE 8316



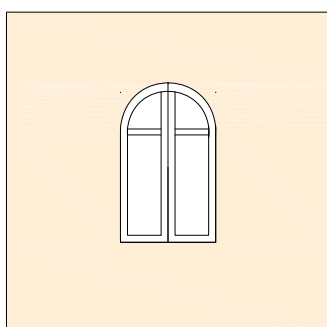
TIPO 7F)  
CON ARCO RIBASSATO E DUE ANTE CON UNA  
SPECCHIATURA PER BATTENTE



UE 4001



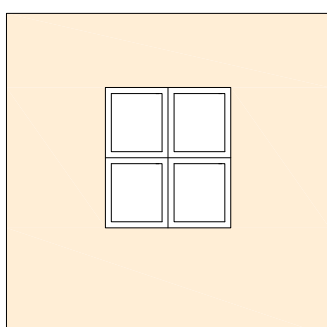
TIPO 7G)  
CON ARCO RIBASSATO E DUE ANTE CON DUE  
SPECCHIATURE PER BATTENTE



UE 509



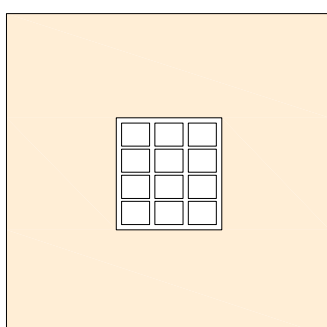
TIPO 7H)  
CON ARCO A TUTTO SESTO E DUE ANTE CON  
DUE SPECCHIATURE PER BATTENTE



UE 11102



TIPO 7 I)  
A DUE ANTE CON DUE SPECCHIATURE  
UGUALI PER BATTENTE



UE 11101



TIPO 7 L)  
A TRE ANTE CON QUATTRO SPECCHIATURE  
PER BATTENTE



## 8 - PERSIANE



8 - PERSIANE

INQUADRAMENTO PLANIMETRICO

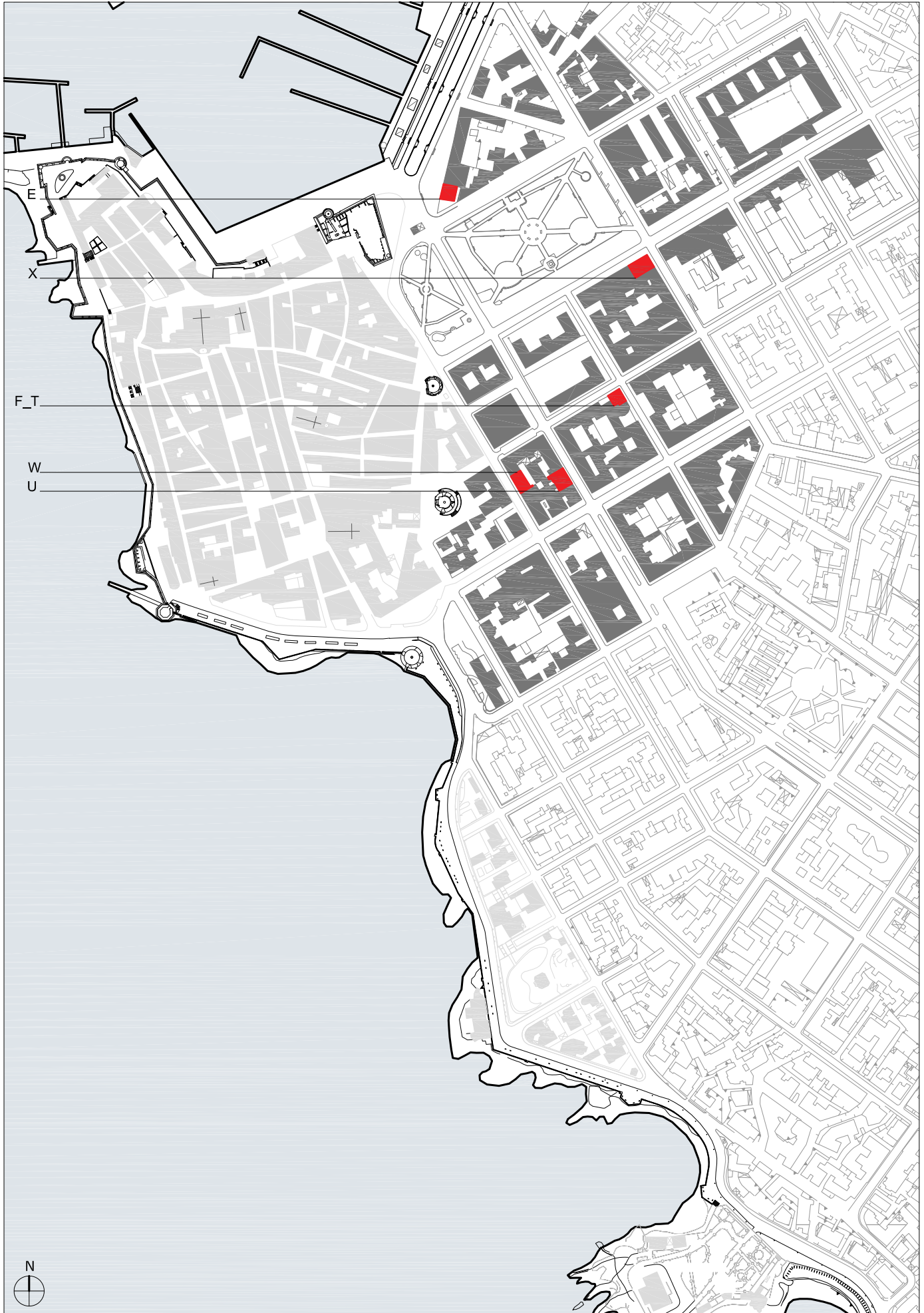




8 - PERSIANE

INQUADRAMENTO PLANIMETRICO

PIANO PARTICOLAREGGIATO DEL CENTRO DI ANTICA E PRIMA FORMAZIONE DI ALGHERO E FERTILIA





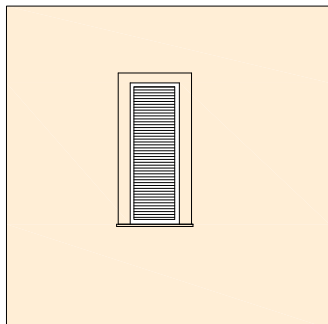


8 - PERSIANE

INQUADRAMENTO PLANIMETRICO

PIANO PARTICOLAREGGIATO DEL CENTRO DI ANTICA E PRIMA FORMAZIONE DI ALGHERO E FERTILIA

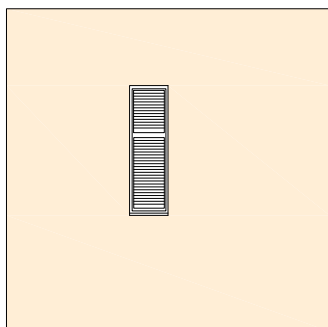




UE 2620



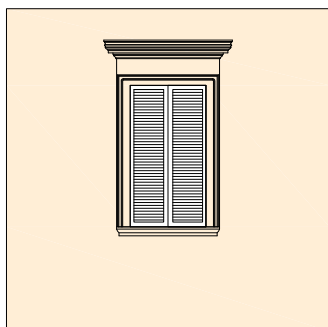
TIPO 8A)  
UN ANTA CON APERTURA VERSO  
L'ESTERNO



UE 507



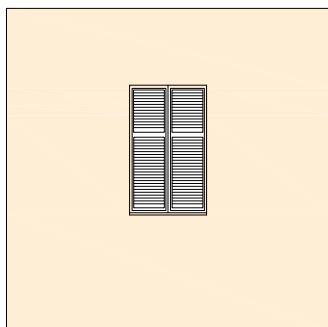
TIPO 8B)  
UN ANTA CON APERTURA VASISTAS



UE 1201



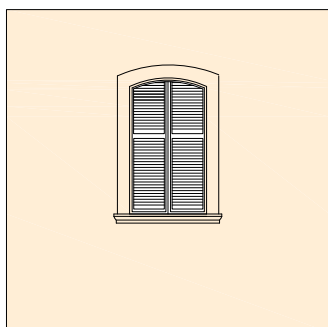
TIPO 8C)  
DUE ANTE CON APERTURA VERSO L'ESTERNO



UE 1901



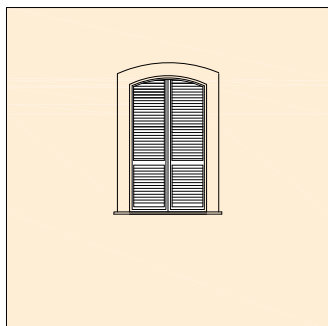
TIPO 8D)  
DUE ANTE CON APERTURA VASISTAS



UE 7009




TIPO 8E)  
AD ARCO RIBASSATO CON DUE ANTE E  
APERTURA VERSO L'ESTERNO



UE 8401



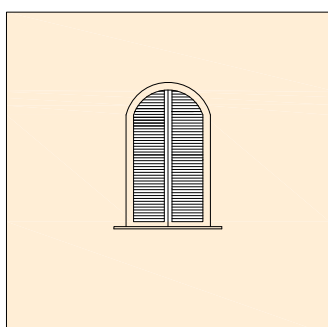
TIPO 8F)  
AD ARCO RIBASSATO CON DUE ANTE E  
APERTURA A VASISTAS



UE 6102




TIPO 8G)  
AD ARCO A TUTTO SESTO CON UN' ANTA  
A VASISTAS



UE 509



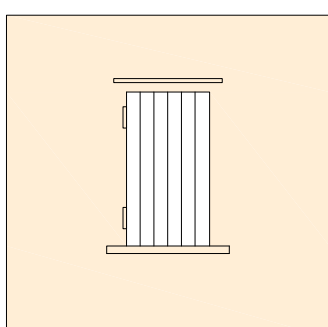
TIPO 8H)  
AD ARCO A TUTTO SESTO CON DUE ANTE E  
APERTURA VERSO L'ESTERNO



UE 5703



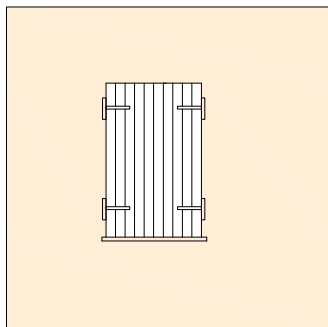
TIPO 8I)  
AD ARCO A TUTTO SESTO CON DUE ANTE E  
APERTURA A VASISTAS



UE 1516



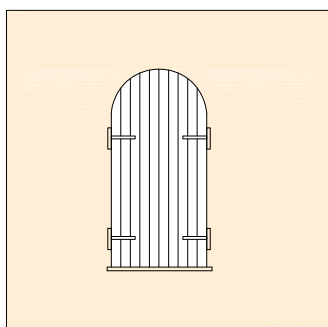
TIPO 8L)  
PORTELLONE A UN'ANTA



UE 508



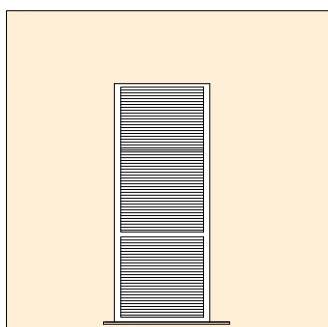
TIPO 8M)  
PORTELLONE A DUE ANTE



UE 508



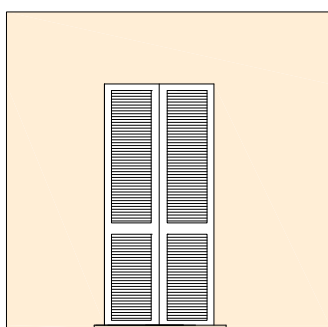
TIPO 8N)  
PORTELLONE AD ARCO A TUTTO SESTO CON  
DUE ANTE



UE 1518



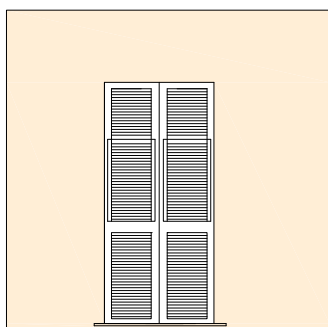
TIPO 8O)  
A UN ANTA CON APERTURE VERSO L'ESTERNO  
O VASISTAS



UE 103



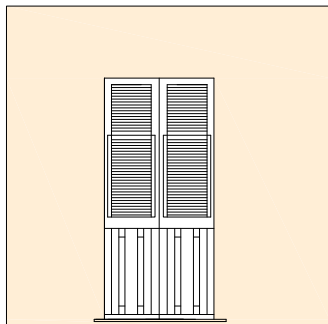
TIPO 8P)  
A DUE ANTE CON APERTURA VERSO  
L'ESTERNO



UE 3101



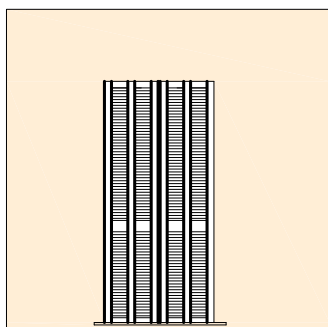
TIPO 8Q)  
A DUE ANTE CON APERTURA A VASISTAS



UE 1109




TIPO 8R)  
A DUE ANTE CON PORTELLETTA



UE 301



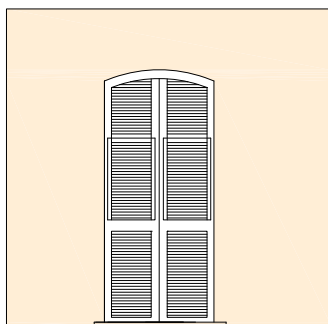
TIPO 8S)  
A DUE ANTE A LIBRO



UE 8401



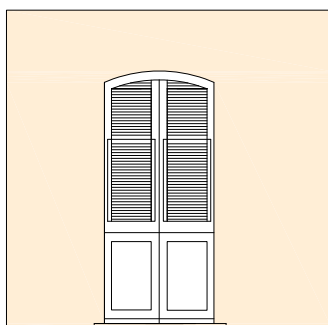
TIPO 8T)  
A DUE ANTE CON APERTURA VERSO L'ESTERNO  
AD ARCO RIBASSATO



UE 8503




TIPO 8U)  
A DUE ANTE CON APERTURA A VASISTAS  
AD ARCO RIBASSATO



UE 4502




TIPO 8V)  
A DUE ANTE CON APERTURA VERSO L'ESTERNO  
O VASISTAS, AD ARCO RIBASSATO CON  
PORTELLETTA



UE 8509



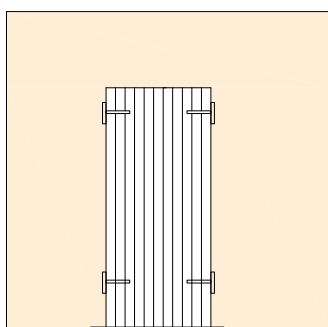
TIPO 8W)  
A DUE ANTE CON APERTURA VERSO L'ESTERNO  
AD ARCO A TUTTO SESTO



UE 7901




TIPO 8X)  
A DUE ANTE CON APERTURA A VASISTAS  
AD ARCO A TUTTO SESTO



UE 1410




TIPO 8Y)  
PORTELLONE A DUE ANTE



UE 10701



TIPO 8Z)  
AVVOLGIBILE



UE 10603



TIPO 8J)  
AVVOLGIBILE



## 9 - BALCONI



9 - BALCONI

INQUADRAMENTO PLANIMETRICO

PIANO PARTICOLAREGGIATO DEL CENTRO DI ANTICA E PRIMA FORMAZIONE DI ALGHERO E FERTILIA



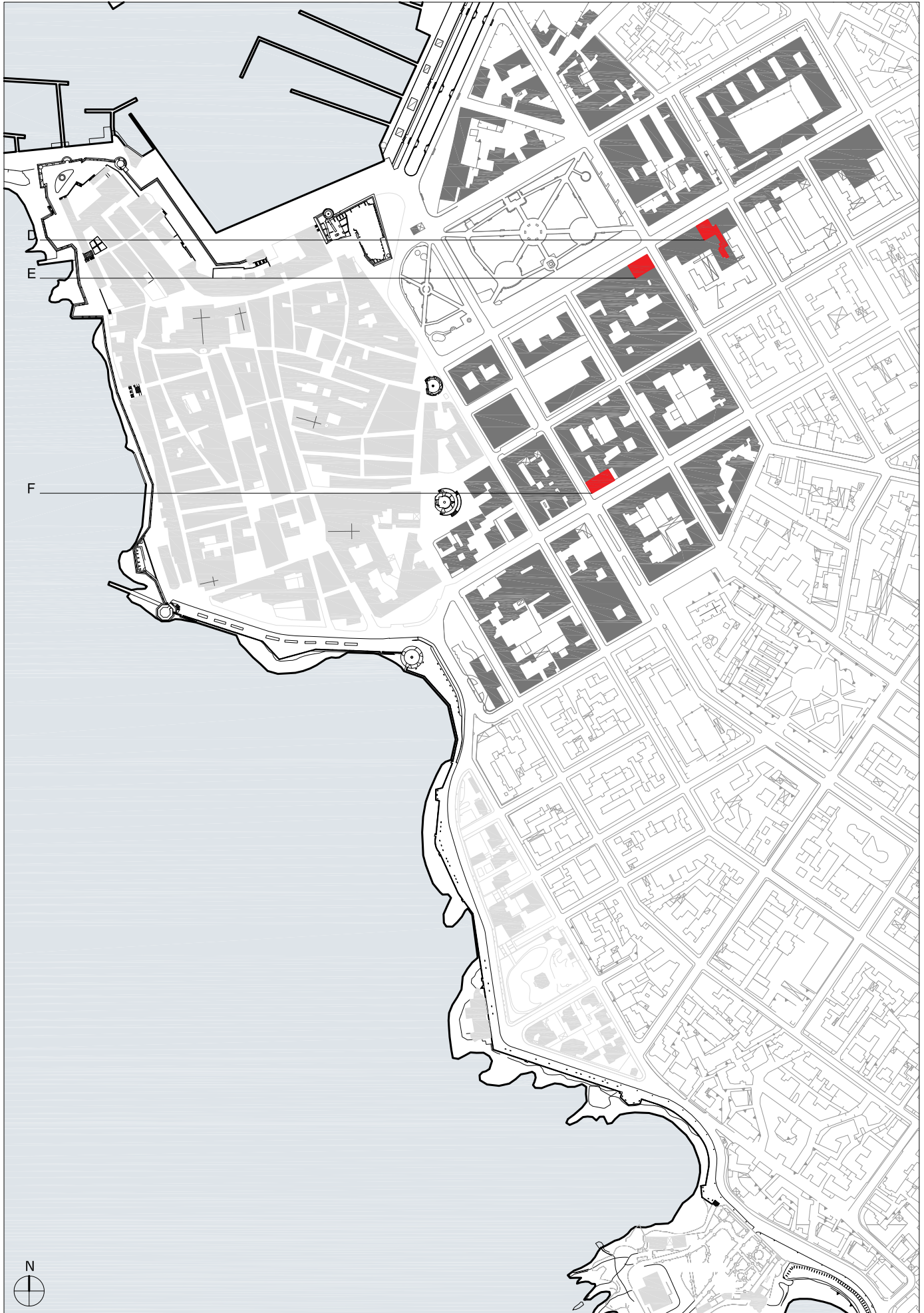




9 - BALCONI

INQUADRAMENTO PLANIMETRICO

PIANO PARTICOLAREGGIATO DEL CENTRO DI ANTICA E PRIMA FORMAZIONE DI ALGHERO E FERTILIA



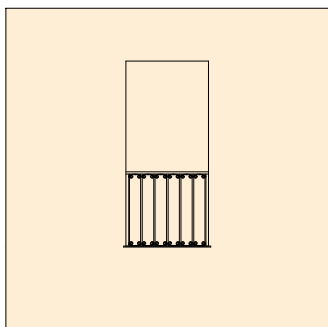


9 - BALCONI

INQUADRAMENTO PLANIMETRICO

PIANO PARTICOLAREGGIATO DEL CENTRO DI ANTICA E PRIMA FORMAZIONE DI ALGHERO E FERTILIA

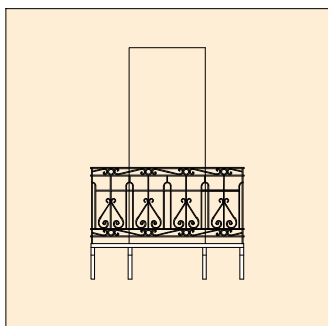




UE 4604



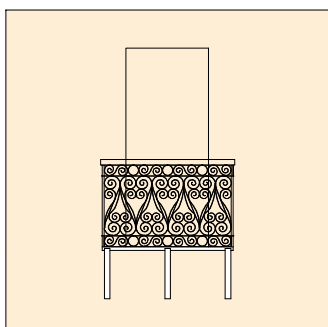
TIPO 9A)  
FILO PARETE CON SOGLIA  
IN PIETRA O MARMO



UE 103



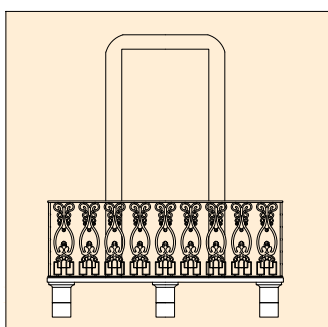
TIPO 9B)  
PIANO IN LEGNO SU MENSOLE  
IN FERRO



UE 5501



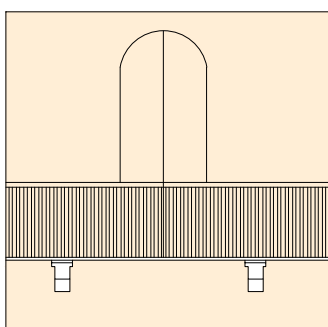
TIPO 9C)  
PIANO IN MARMO SU MENSOLE  
IN FERRO



UE 7803



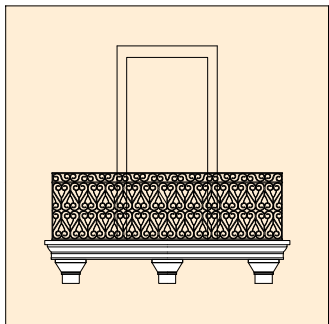
TIPO 9D)  
PIANO IN MARMO SU MENSOLE  
IN PIETRA



UE 7901



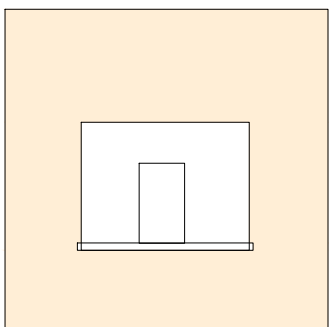
TIPO 9E)  
PIANO E MENSOLE IN MARMO



UE 8406



TIPO 9F)  
PIANO IN LATERO CEMENTO  
SU MENSOLE IN MARMO



UE 10701



TIPO 9G)  
ARRETRATO RISPETTO AL FILO FACCIATA



## 10 - RINGHIERE



10 - RINGHIERE

INQUADRAMENTO PLANIMETRICO

PIANO PARTICOLAREGGIATO DEL CENTRO DI ANTICA E PRIMA FORMAZIONE DI ALGHERO E FERTILIA

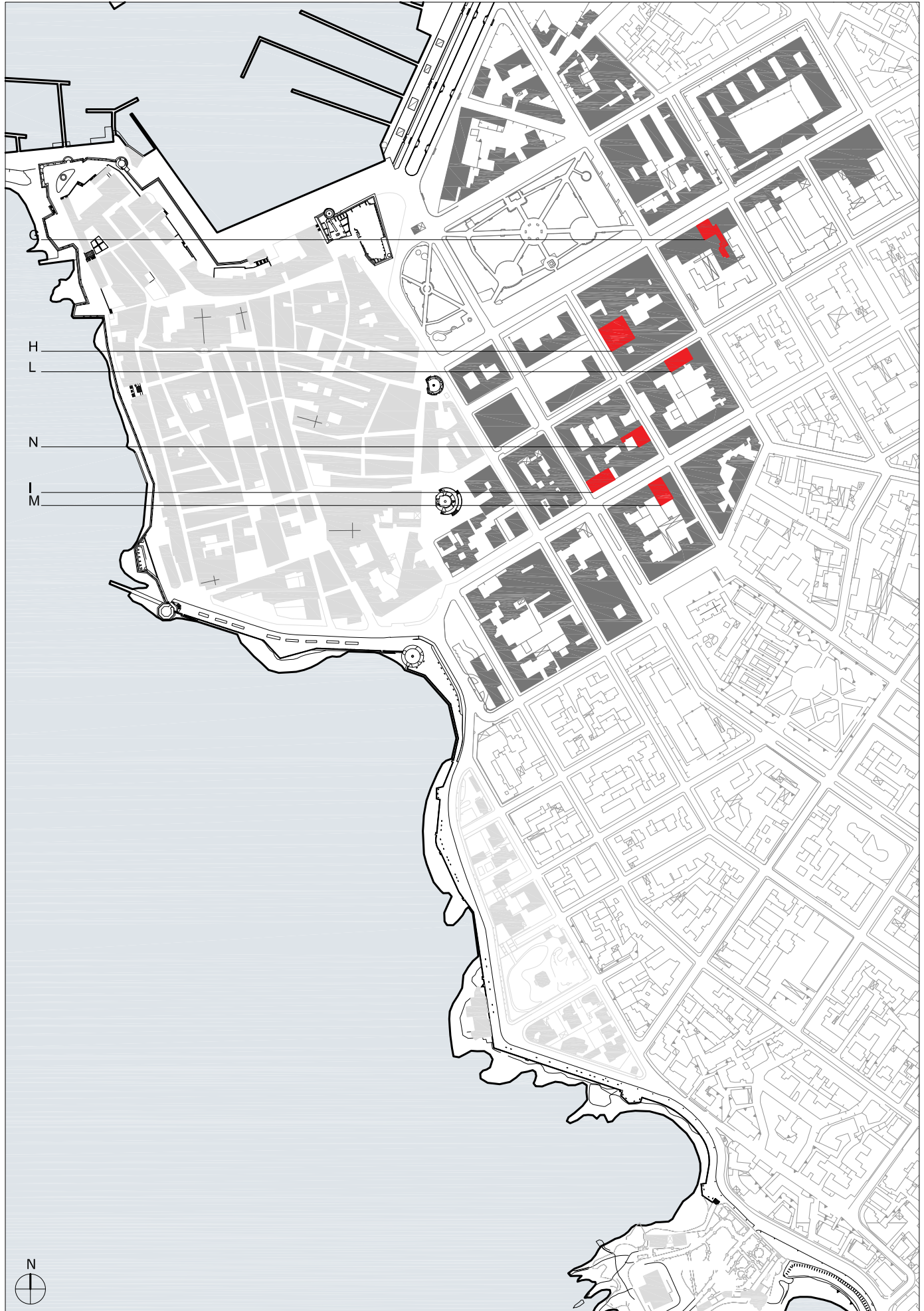




10 - RINGHIERE

INQUADRAMENTO PLANIMETRICO

PIANO PARTICOLAREGGIATO DEL CENTRO DI ANTICA E PRIMA FORMAZIONE DI ALGHERO E FERTILIA





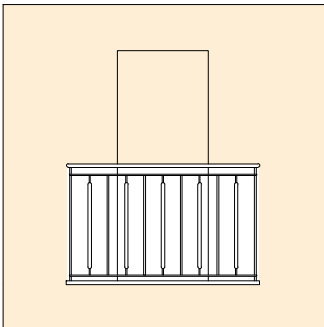
10 - RINGHIERE

INQUADRAMENTO PLANIMETRICO

PIANO PARTICOLAREGGIATO DEL CENTRO DI ANTICA E PRIMA FORMAZIONE DI ALGHERO E FERTILIA



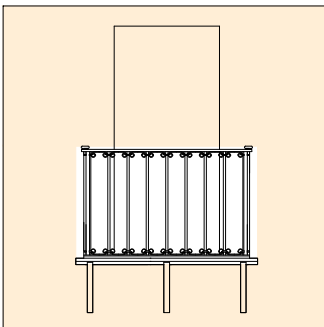




UE 3105



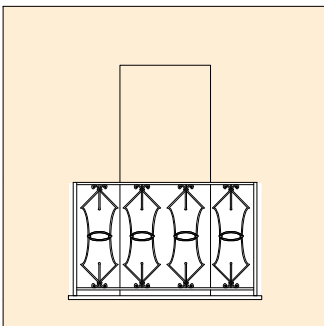
TIPO 10A)  
CON ELEMENTI RETTILINEI  
SEMPLICI O BORCHIE



UE 4604



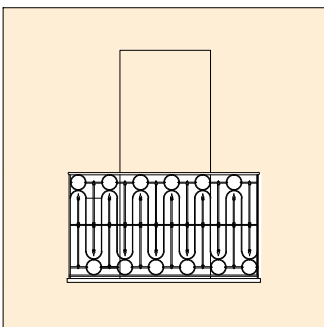
TIPO 10B)  
CON ELEMENTI VERTICALI  
E VOLUTE



UE 4811



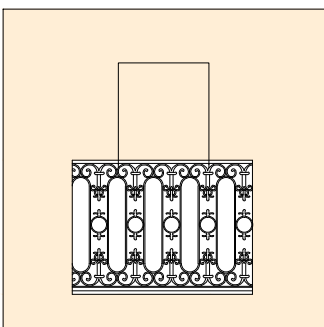
TIPO 10C)  
CON ELEMENTI RETTILINEI E CURVI



UE 2203



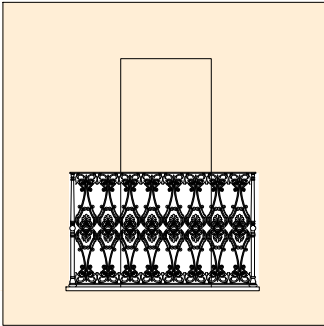
TIPO 10D)  
CON ELEMENTI RETTILINEI E  
GEOMETRICI



UE 3104



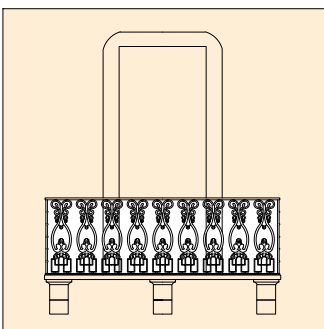
TIPO 10E)  
CON ELEMENTI RETTILINEI,  
VOLUTE E GIGLIATI



UE 3303



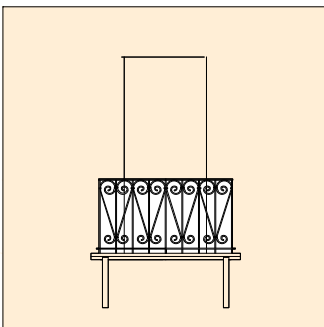
TIPO 10F)  
CON ELEMENTI FLOREALI



UE 7803



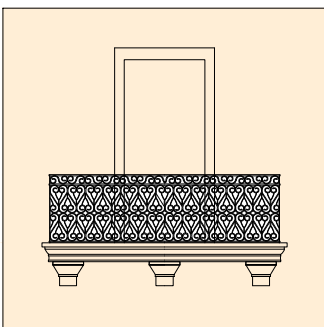
TIPO 10G)  
CON ELEMENTI DECORATI DI  
GHISA STAMPATA



UE 7909



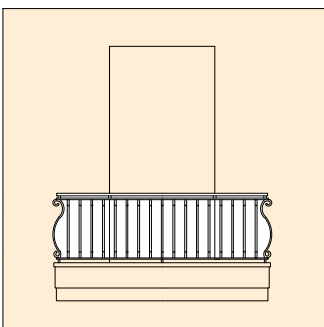
TIPO 10H)  
A VOLUTE VERTICALI SEMPLICI



UE 8406



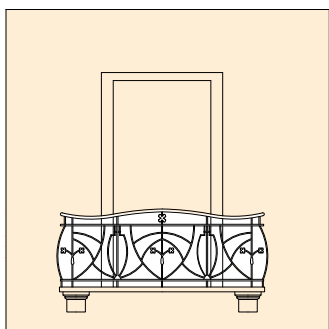
TIPO 10I)  
A VOLUTE RICCAMENTE DECORATE



UE 8316



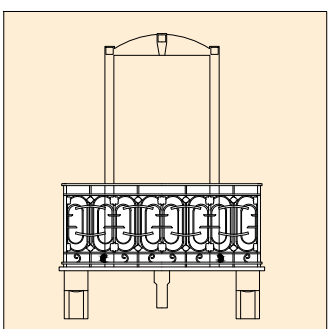
TIPO 10L)  
CON ELEMENTI CURVILINEI VERTICALI



UE 8816



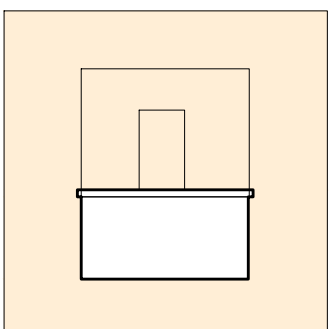
TIPO 10M)  
CON ELEMENTI CURVILINEI LIBERTY



UE 8402



TIPO 10 N)  
CON DECORI LIBERTY



UE 10701



TIPO 10 O)  
IN MURATURA



## 11 - CORNICIONI DI GRONDA



11 - CORNICIONI DI GRONDA

INQUADRAMENTO PLANIMETRICO

PIANO PARTICOLAREGGIATO DEL CENTRO DI ANTICA E PRIMA FORMAZIONE DI ALGHERO E FERTILIA

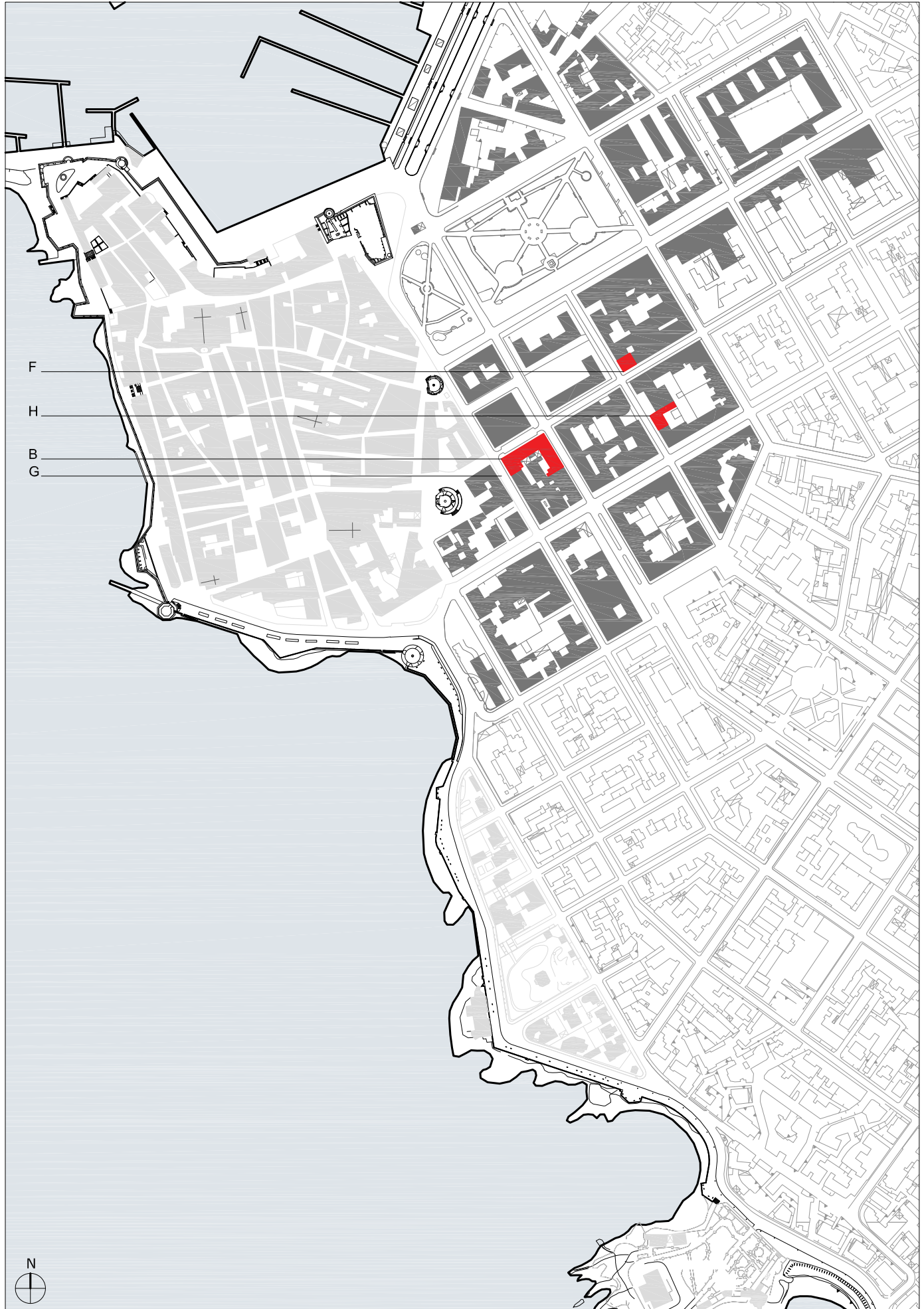




11 - CORNICIONI DI GRONDA

INQUADRAMENTO PLANIMETRICO

PIANO PARTICOLAREGGIATO DEL CENTRO DI ANTICA E PRIMA FORMAZIONE DI ALGHERO E FERTILIA



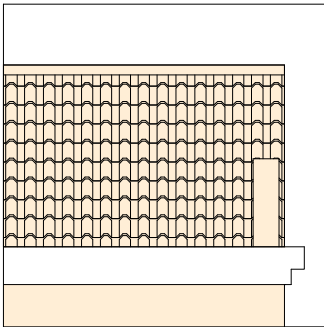


11 - CORNICIONI DI GRONDA

INQUADRAMENTO PLANIMETRICO

PIANO PARTICOLAREGGIATO DEL CENTRO DI ANTICA E PRIMA FORMAZIONE DI ALGHERO E FERTILIA

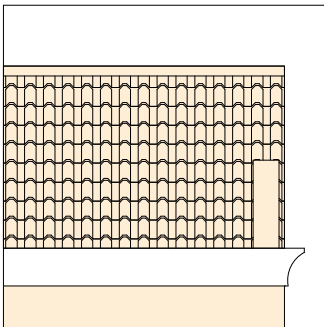




UE 2111



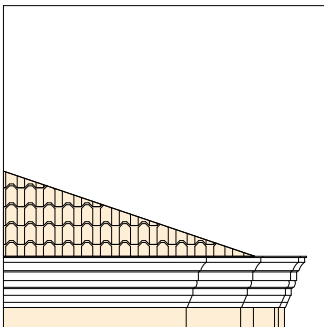
TIPO 11A)  
A FASCIA SEMPLICE DRITTA



UE 8501



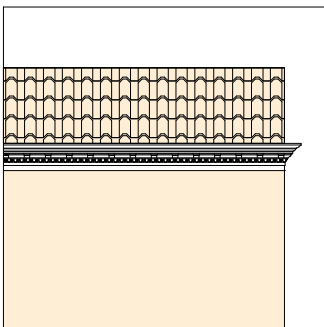
TIPO 11B)  
A FASCIA SEMPLICE CURVILINEA



UE 3701



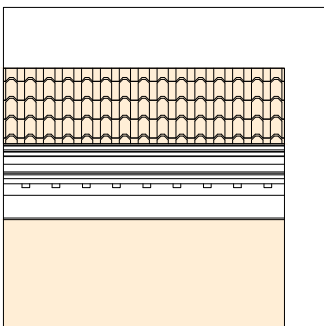
TIPO 11C)  
A FASCIA MODANATA



UE 3102



TIPO 11D)  
A FASCIA MODANATA ED ORNATA

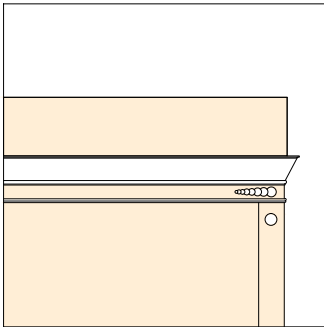


UE 4801



TIPO 11E)  
A FASCIA MODANATA ED ORNATA CON  
DENTELLI

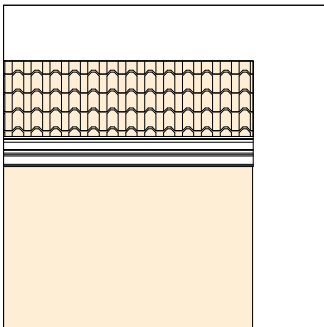




UE 7907



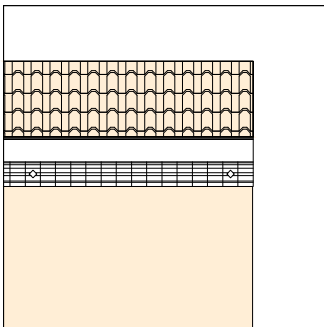
TIPO 11F)  
AGGETTANTE SU FASCE DECO'



UE 8502



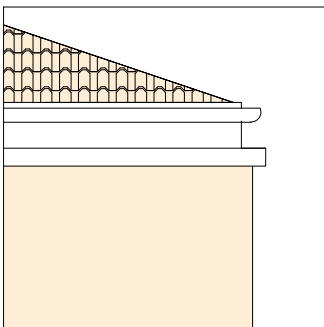
TIPO 11G)  
AGGETTANTE CON FASCIA MODANATA



UE 8312



TIPO 11H)  
AGGETTANTE IN CONCI DI  
PIETRA DECORATI



UE 10701



TIPO 11I)  
A DOPPIA FASCIA IN TRACHITE

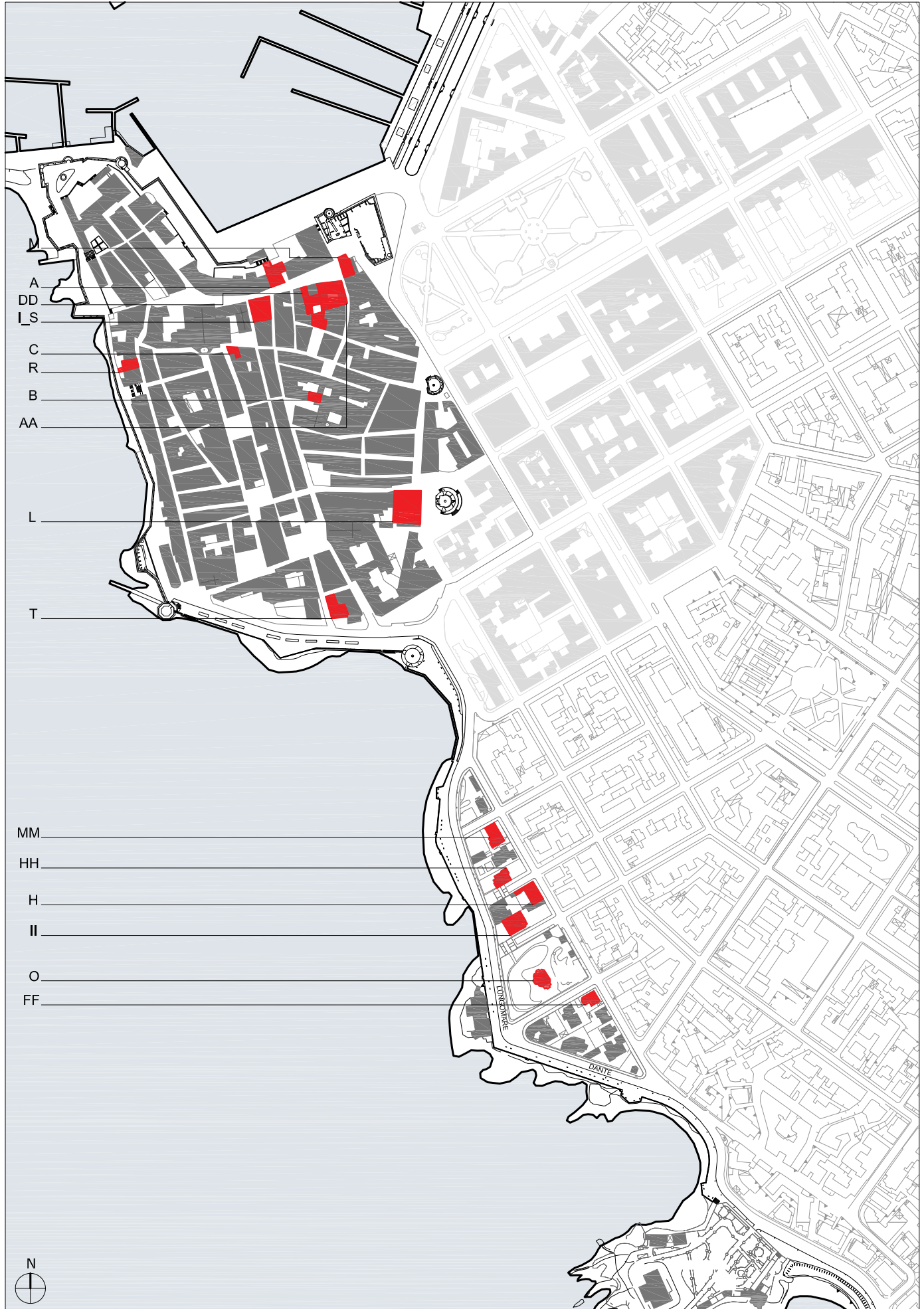


# ELEMENTI DA PRESERVARE



ELEMENTI DA PRESERVARE

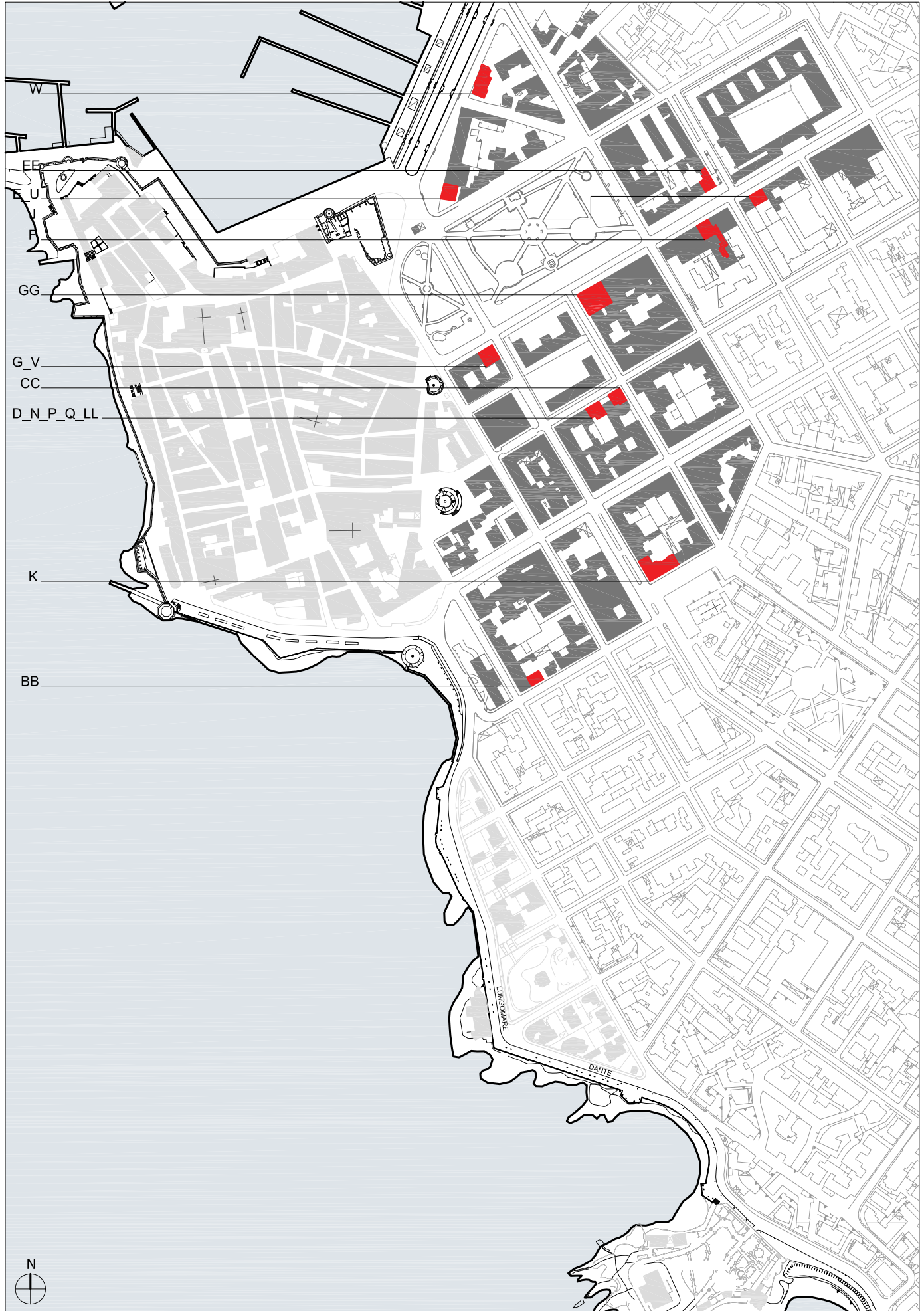
INQUADRAMENTO PLANIMETRICO





ELEMENTI DA PRESERVARE

INQUADRAMENTO PLANIMETRICO






ELEMENTI DA PRESERVARE

INQUADRAMENTO PLANIMETRICO

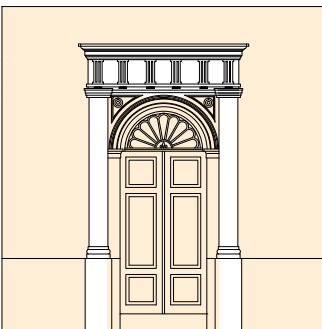




UE 1110




A)  
CORNICE DEL PORTONE MODANATA CON  
TRABEAZIONE SOSTENUTA DA MENSOLE



UE 4809




B)  
CORNICE DEL PORTONE ORNATA CON  
CORONAMENTO ARCHITRAVATO,  
CAPITELLI E ZOCCOLO



UE 2315




C)  
CORNICE DEL PORTONE CON ARCHIVOLTO,  
CAPITELLI E ZOCCOLI



UE 8412




D)  
CORNICE DEL PORTONE RICCAMENTE DECORATA  
CON STUCCHI FLOREALI E VISO MASCHILE



UE 7009



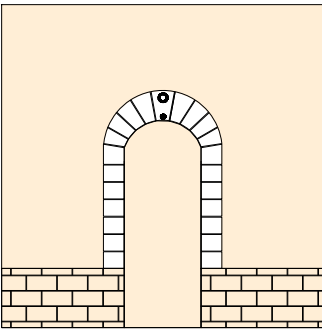
E)  
CORNICE DEL PORTONE MODANATA CON  
FINESTRE LATERALI E DECORI DIPINTI



UE 7803




F)  
CORNICE DEL PORTONE MODANATA CON  
IMPOSTA DECORATA DELL' ARCO E FREGIO  
IN CHIAVE



UE 8101



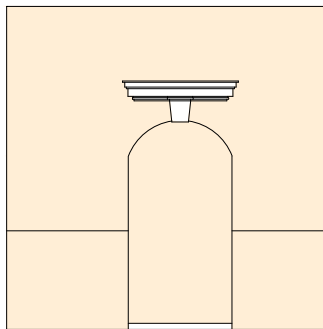
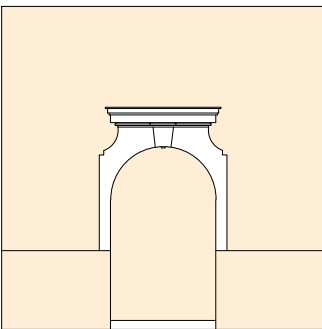
G)  
CORNICE DEL PORTONE CON CONCI BUGNATI  
IN PIETRE E CHIAVE DECORATA



UE 6301




H)  
CORNICE DEL PORTONE MODANATA,  
TRABEAZIONE E ARCO RIBASSATO



UE 1001



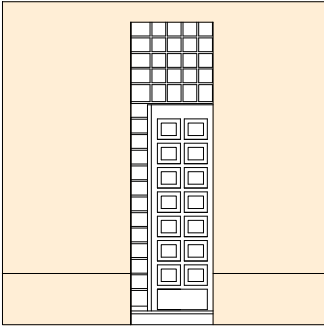
I)  
CORNICE DEL PORTONE CON TRABEAZIONE E  
CONCI DI CHIAVE



UE 7704




J)  
CORNICE DEL PORTONE A FASCIA CON  
TRABEAZIONE MODANATA E DENTELLATA,  
CON ARCO E FASCE MODANATE



UE 8807




K)  
PORTONE A UNICO BATTENTE CON BUGNE  
RETTANGOLARI E SOPRALUCE ESTESO AL  
LATO SINISTRO



UE 3701



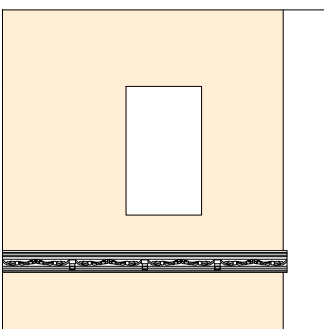
L)  
PORTONE CON ORNAMENTI NELLE BUGNE



UE4421



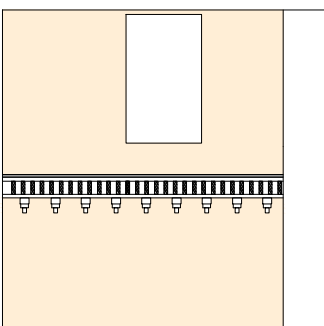
M)  
SOPRALUCE RADIALE CON  
ORNAMENTI E VOLUTE



UE 8412



N)  
CORNICE MARCAPIANO MODANATA  
SU MENSOLA CON DECORI FLOREALI

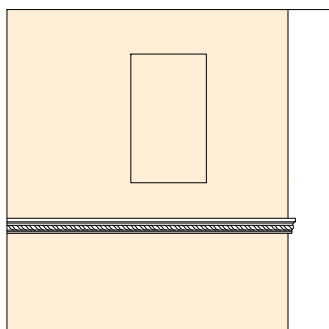


UE 6401



O)  
CORNICE MARCAPIANO A FASCIA  
MODANATA ED ORNATA CON DENTELLI

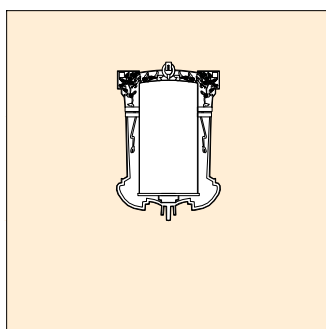
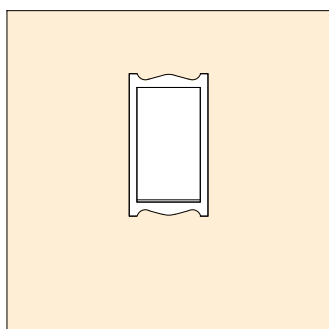




UE 8412

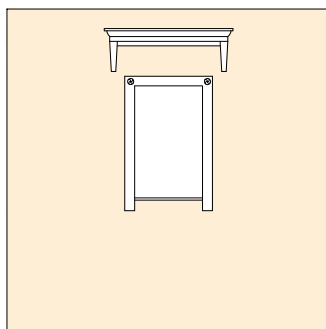
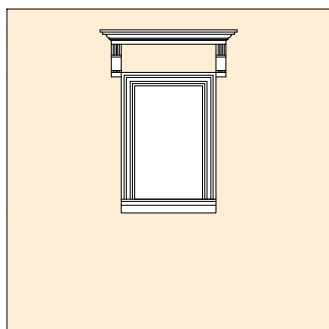


P)  
CORNICE MARCAPIANO MODANATA  
SEMPLICE CON DECORO A CORDA



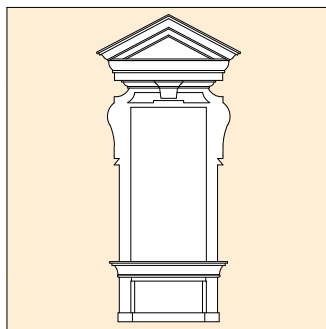
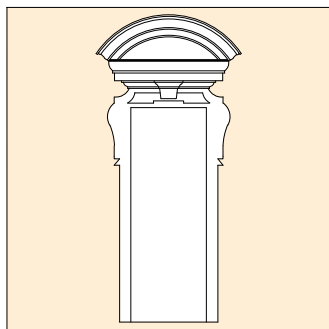
UE 8412

Q)  
CORNICE DELLA FINESTRA SAGOMATA




UE 1409

R)  
CORNICE DELLA FINESTRA MODANATA E  
CON TRABEAZIONE SOSTENUTA DA MENSOLE



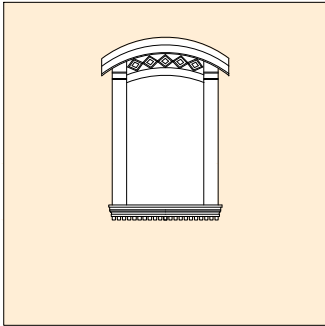
UE 1001

S)  
CORNICE DELLA FINESTRA ARCHITRAVATA CON  
TIMPANO CIRCOLARE O TRIANGOLARE



UE 5902

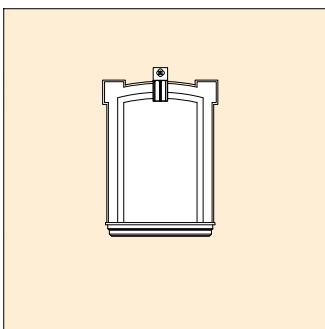
T)  
CORNICE DELLA FINESTRA POLIFORA  
ARCHIVOLTATA CON CAPITELLI E COLONNE



UE 7009



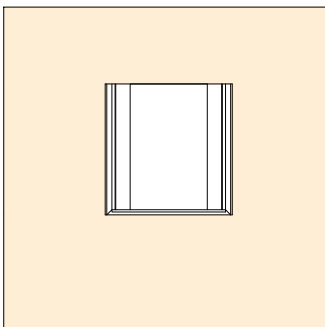
U)  
CORNICE DELLA FINESTRA MODANATA CON  
DECORO SOPRASTANTE DIPINTO



UE 8101



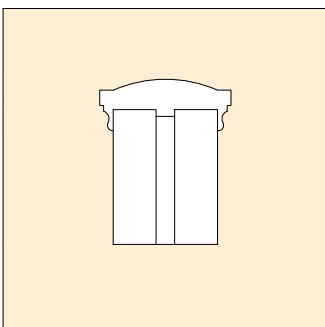
V)  
CORNICE DELLA FINESTRA MODANATA AD ARCO  
RIBASSATO CON CONCIO IN CHIAVE DECORATO



UE 6908



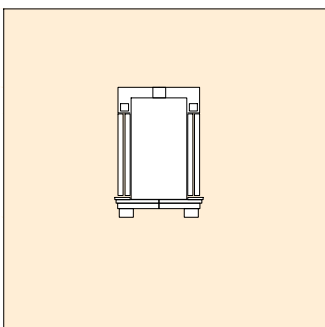
W)  
CORNICE DELLA FINESTRA CON SGUINCI  
LATERALI A SEMICOLONNA



UE 10101



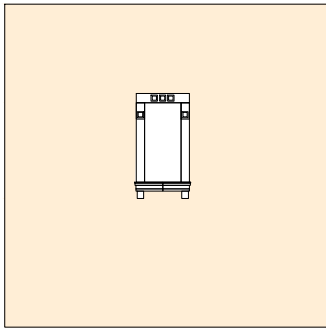
X)  
CORNICE DI DOPPIA FINESTRA CON ARCHITRAVE  
IN RILIEVO E ESTREMITA' DECORATE



UE 10101




Y)  
CORNICE DELLA FINESTRA SAGOMATA  
E CON ARCHITRAVE E STIPITI IN RILIEVO



UE 10102



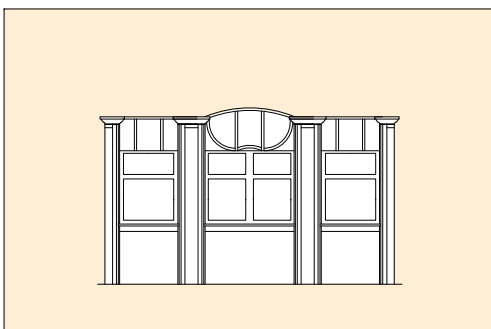
Z)  
CORNICE DELLA FINESTRA SAGOMATA  
E CON ARCHITRAVE E STIPITI IN RILIEVO



UE 4101




AA)  
FINESTRA BIFORA AD ARCO A TUTTO SESTO,  
MONO BATTENTE CON PIU' SPECCHIATURE



UE 9009

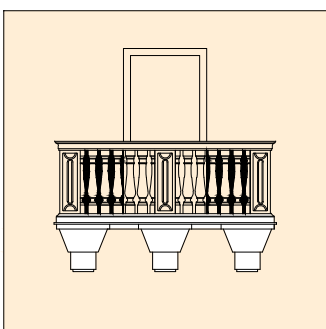
BB)  
FINESTRA CON VETRATE DECO' A PIU' BATTENTI



UE 8401



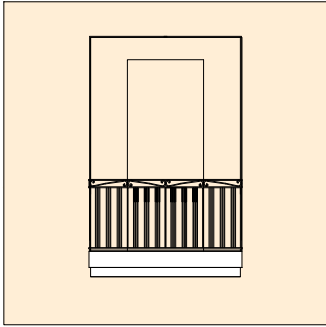
CC)  
FINESTRA CON VETRATA POLICROMA CON  
APERTURA CENTRALE MONO BATTENTE



UE 4107



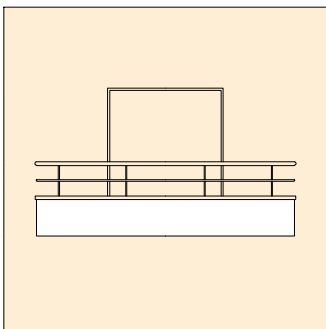
DD)  
BALCONE CON BALAUSTR



UE 7306



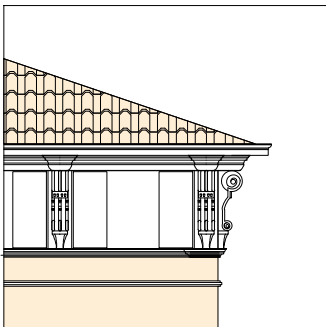
EE)  
BALCONE SPORTO IN LATERO CEMENTO  
CON INCAVO IN FACCIATA



UE 6501



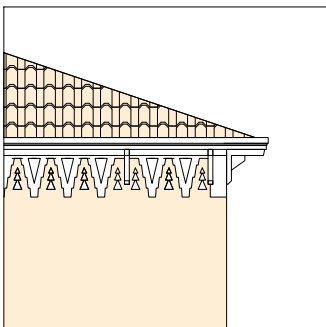
FF)  
BALCONE CON PIANO IN  
LATERO-CEMENTO SEMICIRCOLARE



UE 7911



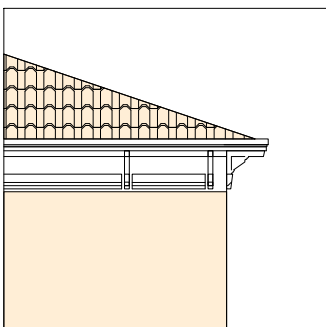
GG)  
CORNICIONE DI GRONDA ORNATO E  
AGGETTANTE SU MENSOLE



UE 6203



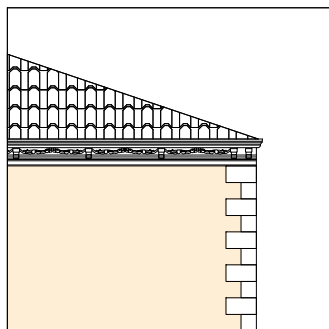
HH)  
CORNICIONE DI GRONDA IN LATERO-CEMENTO  
SU MENSOLE CON DECORI DIPINTI



UE 6302



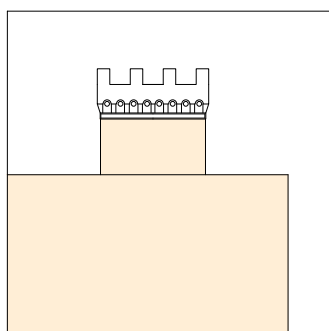
II)  
CORNICIONE DI GRONDA IN LEGNO SU MENSOLE



UE 8412



LL)  
CORNICIONE DI GRONDA MODANATA SU  
MENSOLE LEGATE DA ORNAMENTI FLOREALI



UE 6201



MM)  
CORNICIONE DI GRONDA CON MERLATURE  
NEOMEDIEVALI